

CITY-COUNTY FISCAL ORDINANCE NO. 26, 2010  
Proposal No. 249, 2010

A FISCAL ORDINANCE adopting the operating budget of the Capital Improvement Board of Managers of Marion County, Indiana, and establishing the appropriations for the purpose of defraying the expenses and all outstanding claims and obligations of the said Board of Managers for the fiscal year beginning January 1, 2011, and ending December 31, 2011, and fixing a time when this resolution shall take effect.

WHEREAS, IC 36-10-9-8 provides that the City-County Council shall review the operating budget of the Capital Improvement Board of Managers of Marion County, established pursuant to IC 36-10; and,

WHEREAS, the City-County Council has reviewed said budget and has determined that the same should be modified and adopted as stated herein; now, therefore:

BE IT RESOLVED BY THE CITY-COUNTY COUNCIL OF THE  
CITY OF INDIANAPOLIS AND OF MARION COUNTY, INDIANA:

CAPITAL IMPROVEMENT BOARD OF MANAGERS OF MARION COUNTY  
BUDGET FOR 2011

SECTION 1. The operating budget for the expenses of the Capital Improvement Board of Managers of Marion County, Indiana, for the fiscal year beginning January 1, 2010, and ending December 31, 2010, is hereby adopted so that only the following sums of money are approved and appropriated out of the funds herein named and for the purposes herein specified subject to the laws governing the same. Such sums herein appropriated shall be held to include all expenditures authorized to be made during the year.

SECTION 2. For said fiscal year there is hereby appropriated out of the "Capital Operating Fund" of said Board of Managers, the sums as hereinafter appear in this section for the purposes herein named.

CAPITAL IMPROVEMENT BOARD OF MANAGERS OPERATING FUND		
	ORIGINAL PUBLISHED BUDGET APPROPRIATION	BUDGET APPROVED BY CITY-COUNTY COUNCIL
1. Personal Services	21,196,751	21,196,751
2. Supplies	1,436,310	1,436,310
3. Other Services and Charges	43,704,967	43,704,967
4. Capital Outlay	6,800,000	6,800,000
TOTAL	73,138,028	73,138,028

SECTION 3. For said fiscal year, there is hereby appropriated out of the "Bond Fund" the following:

CAPITAL IMPROVEMENT BOARD OF MANAGERS BOND FUND		
	ORIGINAL PUBLISHED BUDGET APPROPRIATION	BUDGET APPROVED BY CITY-COUNTY COUNCIL
3. Other Services and Charges	31,302,474	31,302,474
TOTAL	31,302,474	31,302,474

SECTION 4. That foregoing budget shall be carried out without any revenues from property taxation, with the use of portions of current balances in said funds and the receipts of miscellaneous revenues from all other sources, the means of financing thereof be computed in accordance with the following schedule:

CONSOLIDATED CITY OF INDIANAPOLIS AND MARION COUNTY ESTIMATE OF MISCELLANEOUS REVENUE FROM SOURCES OTHER THAN GENERAL PROPERTY TAXES <b>CAPITAL IMPROVEMENT BOARD OF MANAGERS OPERATING FUND</b> FOR THE PERIOD ENDING DECEMBER 31, 2010 AND DECEMBER 31, 2011		
ESTIMATED AMOUNTS TO BE RECEIVED	July 01, 2010 Through Dec. 31, 2010	Jan. 01, 2011 through Dec. 31, 2011
<b>ALL OTHER REVENUE</b>		
Rental Income	2,414,422	6,144,447
Food Service and Concessions Income	1,234,238	3,485,300
Parking Lot Receipts	669,651	1,400,000
Labor Reimbursements	3,569,877	8,300,000
Baseball Fixed Rentals	250,000	500,000
Baseball Additional Rentals	25,000	50,000
Miscellaneous Income	160,000	450,000
Box Office, Miscellaneous Income	35,572	95,000
Interest on Investments	87,500	300,000
Transfers from Bond Fund	27,787,656	52,454,988
<b>TOTAL</b>	<b>36,233,916</b>	<b>73,179,735</b>

CONSOLIDATED CITY OF INDIANAPOLIS AND MARION COUNTY ESTIMATE OF MISCELLANEOUS REVENUE FROM SOURCES OTHER THAN GENERAL PROPERTY TAXES <b>CAPITAL IMPROVEMENT BOARD OF MANAGERS BOND FUND</b> FOR THE PERIOD ENDING DECEMBER 31, 2010 AND DECEMBER 31, 2011		
ESTIMATED AMOUNTS TO BE RECEIVED	July 01, 2010 through Dec. 31, 2010	Jan. 01, 2011 Through Dec. 31, 2011
<b>SPECIAL TAXES</b>		
Hotel-Motel Tax (5%)	9,009,232	16,871,834
Hotel-Motel Tax (1%)	1,801,846	3,374,367
Hotel-Motel Tax (1%)	1,801,846	3,374,367
Food and Beverage Tax	8,719,426	18,485,184
County Admissions Tax	899,036	6,423,382
PSDA Revenues	2,643,880	7,925,000
PSDA Revenues (effective 09/01/2009)	4,518,854	8,000,000
Auto Rental Tax	988,981	1,906,037
Cigarette Tax Revenues	175,000	350,000
Stadium/Convention Center Expansion Tax Revenues	25,195,401	48,354,884
Stadium/Convention Center Tax Revenues/Project Fund	(25,195,401)	(48,354,884)
<b>ALL OTHER REVENUE</b>		
Interest on Investments	20,000	30,000
Interlocal Agreement Funds	4,000,000	8,000,000
State Treasurer Funds	9,000,000	9,000,000
Transfers to Operating Fund	(27,787,656)	(52,454,988)
<b>TOTAL</b>	<b>15,790,445</b>	<b>31,285,183</b>

ESTIMATE OF FUNDS TO BE RAISED AND PROPOSED TAX RATES CAPITAL IMPROVEMENT BOARD OF MANAGERS OPERATING FUND		
2011 NET ASSESSED VALUATION		
2011 BILLED NET ASSESSED VALUATION		
	PUBLISHED BUDGET	CITY-COUNTY COUNCIL
<b>FUNDS REQUIRED FOR REMAINDER OF FISCAL YEAR 2009</b>		
1. June 30 actual cash balance of present year	49,600,764	49,600,764
2. Necessary expenditures, July 1 to December 31 of present year, to be made from appropriation unexpended	40,491,560	40,491,560
3. Additional appropriations necessary to be made July 1 to December 31 of present year		
4. Outstanding temporary loans to be paid and not included in lines 2 or 3		
5. Total expenditures for current year (add lines 2-4)	40,491,560	40,491,560
6. Remaining property taxes to be collected present year		
7. Miscellaneous revenue to be received July 1 through Dec. 31 of present year	36,233,916	36,233,916
8. Estimated revenue to be received July 1 to December 31 (add lines 6-7)	36,233,916	36,233,916
9. <b>Estimated December 31 cash balance, present year (add lines 1, 8 and subtract line 5)</b>	<b>45,343,120</b>	<b>45,343,120</b>
10. Total budget estimate for January 1 to December 31 of incoming year	73,138,028	73,138,028
11. Miscellaneous revenue for January 1 to December 31 of incoming year	73,179,735	73,179,735
12. Property tax to be raised from January 1 to December 31 of incoming year		
13. Operating balance (not in excess of expenses January 1 to June 30, miscellaneous revenue for same period)		
14. <b>Estimated December 31 cash balance, of incoming year</b>	<b>45,384,827</b>	<b>45,384,827</b>
<b>Net tax rate on each one hundred dollars of taxable property</b>		
Current year tax rate	0.00	0.00
Proposed tax rate for incoming year	0.00	0.00

ESTIMATE OF FUNDS TO BE RAISED AND PROPOSED TAX RATES CAPITAL IMPROVEMENT BOARD OF MANAGERS BOND FUND		
2011 NET ASSESSED VALUATION		
2011 BILLED NET ASSESSED VALUATION		
	PUBLISHED BUDGET	CITY-COUNTY COUNCIL
<b>FUNDS REQUIRED FOR REMAINDER OF FISCAL YEAR 2010</b>		
1. June 30 actual cash balance of present year	10,168,130	10,168,130
2. Necessary expenditures, July 1 to December 31 of present year, to be made from appropriation unexpended	14,968,975	14,968,975
3. Additional appropriations necessary to be made July 1 to December 31 of present year		
4. Outstanding temporary loans to be paid and not included in lines 2 or 3		
5. Total expenditures for current year (add lines 2-4)	14,968,975	14,968,975
6. Remaining property taxes to be collected present year		
7. Miscellaneous revenue to be received July 1 through Dec. 31 of present year	15,790,445	15,790,445
8. Estimated revenue to be received July 1 to December 31 (add lines 6-7)	15,790,445	15,790,445
9. <b>Estimated December 31 cash balance, present year (add lines 1, 8 and subtract line 5)</b>	10,989,600	10,989,600
10. Total budget estimate for January 1 to December 31 of incoming year	31,302,474	31,302,474
11. Miscellaneous revenue for January 1 to December 31 of incoming year	31,285,183	31,285,183
12. Property tax to be raised from January 1 to December 31 of incoming year		
13. Operating balance (not in excess of expenses January 1 to June 30, miscellaneous revenue for same period)		
14. <b>Estimated December 31 cash balance, of incoming year</b>	<b>10,972,309</b>	<b>10,972,309</b>
<b>Net tax rate on each one hundred dollars of taxable property</b>		
Current year tax rate	0.00	0.00
Proposed tax rate for incoming year	0.00	0.00

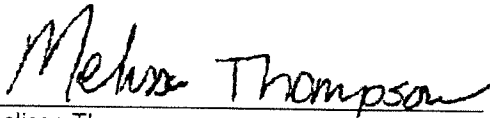
SECTION 5.

SUMMARIES OF APPROPRIATIONS, MISCELLANEOUS REVENUE, TAX LEVIES, NET ASSESSED VALUE AND TAX RATE					
Fund	Appropriation	Miscellaneous Revenue	Tax Levy	Net Assessed Value	Tax Rate
CIB Operating	73,138,028	73,179,735			
CIB Debt Service	31,302,474	31,285,183			
Total	104,440,502	104,464,918			


SECTION 6. This resolution shall be in full force and effect beginning January 1, 2011, after passage by the City-County Council.

The foregoing was passed by the City-County Council this 25th day of October, 2010, at 9:12 p.m.

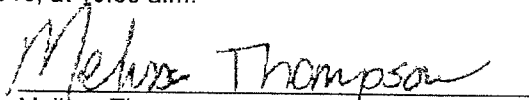
ATTEST:




Melissa Thompson  
Clerk, City-County Council

  
Ryan Vaughn  
President, City-County Council

Presented by me to the Mayor this 28<sup>th</sup> day of October, 2010, at 10:00 a.m.

  
Melissa Thompson  
Clerk, City-County Council


Approved and signed by me this 29 day of OCT, 2010.

  
Gregory A. Ballard, Mayor

STATE OF INDIANA, MARION COUNTY )  
CITY OF INDIANAPOLIS ) SS:

I, Melissa Thompson, Clerk of the City-County Council, Indianapolis, Marion County, Indiana, do hereby certify the above and foregoing is a full, true, and complete copy of Proposal No. 249, 2010, a Proposal for FISCAL ORDINANCE, passed by the City-County Council on the 25<sup>th</sup> day of October, 2010, by a vote of 15 YEAS and 14 NAYS, and was retitled Fiscal Ordinance No. 26, 2010, which was signed by the Mayor on the 29 day of OCT, 2010, and now remains on file and on record in my office.

WITNESS my hand and the official seal of the City of Indianapolis, Indiana, this 29 day of OCT, 2010.

  
Melissa Thompson  
Clerk, City-County Council

(SEAL)

**CAPITAL IMPROVEMENT BOARD  
APPROVED BUDGET  
YEAR ENDING DECEMBER 31, 2011**

	2009 TOTAL <u>Actual</u>	Approved 2010 <u>Budget</u>	2011 Total <u>Budget</u>
<u>OPERATING FUND</u>			
<u>PERSONAL SERVICES</u>			
<u>Salaries and Wages</u>			
Salaries, Administration	712,822	765,400	784,461
Salaries, Office	1,890,861	2,350,600	1,985,355
Salaries, Supervision	970,983	1,048,500	993,781
Hourly Employees, Mechanical	3,144,922	3,588,800	3,178,715
Hourly Employees, Service Workers	1,820,603	2,403,400	1,866,864
Temporary Help	2,838,625	6,710,700	5,636,731
Security	2,784,087	3,135,800	3,088,798
<b>TOTAL SALARIES AND WAGES</b>	<b>14,162,904</b>	<b>20,003,200</b>	<b>17,534,705</b>
<u>Employee Benefits</u>			
F.I.C.A. Taxes	773,254	1,114,100	866,517
Public Employees Retirement Fund	584,675	870,800	880,918
Unemployment Taxes	200,713	180,000	222,045
Employees' Insurance	1,407,444	1,553,600	1,417,096
IATSE H&W/Pension Dues	66,522	187,500	120,470
Workers' Compensation Insurance	113,518	234,000	115,000
<b>TOTAL EMPLOYEE BENEFITS</b>	<b>3,146,126</b>	<b>4,140,000</b>	<b>3,622,046</b>
<u>Other Personal Services</u>			
Training	5,768	60,000	40,000
<b>TOTAL OTHER PERSONAL SERVICES</b>	<b>5,768</b>	<b>60,000</b>	<b>40,000</b>
<b>TOTAL PERSONAL SERVICES</b>	<b>17,314,798</b>	<b>24,203,200</b>	<b>21,196,751</b>

**CAPITAL IMPROVEMENT BOARD  
APPROVED BUDGET  
YEAR ENDING DECEMBER 31, 2011**

	2009 TOTAL <u>Actual</u>	Approved 2010 <u>Budget</u>	2011 Total <u>Budget</u>
<b><u>SUPPLIES</u></b>			
<b><u>Office Supplies</u></b>			
Office Supplies	13,157	44,100	60,000
Stationery & Printing	10,350	91,500	20,000
Computer Supplies	1,357	49,300	24,000
<b>TOTAL OFFICE SUPPLIES</b>	<u>24,864</u>	<u>184,900</u>	<u>104,000</u>
<b><u>Operating Supplies</u></b>			
Parts & Supplies	470,054	1,450,000	842,310
<b>TOTAL OPERATING SUPPLIES</b>	<u>470,054</u>	<u>1,450,000</u>	<u>842,310</u>
<b><u>Repair and Maintenance Supplies</u></b>			
Equipment Repairs	100,969	304,800	240,000
Reserve - Major Repair Parts & Cont	115,976	191,800	200,000
<b>TOTAL REPAIR &amp; MAINT. SUPPLIES</b>	<u>216,945</u>	<u>496,600</u>	<u>440,000</u>
<b><u>Other Supplies</u></b>			
Uniforms	28,835	62,300	50,000
<b>TOTAL OTHER SUPPLIES</b>	<u>28,835</u>	<u>62,300</u>	<u>50,000</u>
<b>TOTAL SUPPLIES</b>	<u>740,698</u> =====	<u>2,193,800</u> =====	<u>1,436,310</u> =====

**CAPITAL IMPROVEMENT BOARD  
APPROVED BUDGET  
YEAR ENDING DECEMBER 31, 2011**

	2009 TOTAL <u>Actual</u>	Approved 2010 <u>Budget</u>	2011 Total <u>Budget</u>
<b><u>OTHER SERVICES AND CHARGES</u></b>			
<b><u>Professional Services</u></b>			
Legal Services	927,603	750,000	950,000
Accounting Services	123,782	243,200	160,000
Consultant and Trustee Services	375,013	490,400	525,000
Architects & Engineers	8,500	70,400	60,000
Indianapolis Convention Association (ICVA Includes Black Expo Media Purchases)	7,780,503	9,030,500	9,105,000
<b>TOTAL PROFESSIONAL SERVICES</b>	<b>9,215,401</b>	<b>10,584,500</b>	<b>10,800,000</b>
<b><u>Communication &amp; Transportation</u></b>			
Postage	11,811	21,300	20,000
Telephone	194,170	270,400	210,000
Travel	12,826	37,700	25,000
Suites Cable Services	1,698	6,400	5,000
<b>TOTAL COMMUNICATION &amp; TRANSPORTATION</b>	<b>220,506</b>	<b>335,800</b>	<b>260,000</b>
<b><u>Printing &amp; Advertising</u></b>			
Advertising, Promotion, Dues	228,941	850,000	300,000
<b>TOTAL PRINTING AND ADVERTISING</b>	<b>228,941</b>	<b>850,000</b>	<b>300,000</b>
<b><u>Insurance</u></b>			
Insurance - General (Fire & Extended Coverage, General Liability, Boiler and Machinery, Bonds, etc.)	1,255,954	1,816,200	1,353,649
<b>TOTAL INSURANCE</b>	<b>1,255,954</b>	<b>1,816,200</b>	<b>1,353,649</b>
<b><u>Utility Services</u></b>			
Electricity	1,894,698	2,777,200	2,878,260
Steam	1,568,749	1,919,500	2,523,715
Chilled Water	1,658,759	2,351,400	2,487,853
Water & Sewer	290,589	387,000	593,652
Gas	28,813	62,300	32,245
Sprinkler System	2,968	6,000	4,338
<b>TOTAL UTILITY SERVICES</b>	<b>5,444,577</b>	<b>7,503,400</b>	<b>8,520,063</b>



**CAPITAL IMPROVEMENT BOARD  
APPROVED BUDGET  
YEAR ENDING DECEMBER 31, 2011**

	2009 TOTAL <u>Actual</u>	Approved 2010 <u>Budget</u>	2011 Total <u>Budget</u>
<u>Repairs &amp; Maintenance</u>			
Communications, Repairs & Maint.	33,630	338,900	101,000
Control Systems Maintenance Contract	118,050	204,000	79,458
Escalator & Elevator Maint. Contracts	95,740	258,700	178,772
Contractual Repairs/Maint. & Reserves	31,343	367,800	250,000
Computer Hdw/Stw Contract Maint.	94,572	214,200	267,433
Grounds Maintenance Contract	99,199	167,100	120,909
Uninterrupted Power Supply Maintenance Contract	-	175,000	-
Video Boards Maintenance Contract	1,850	150,000	144,541
Window Washing Contract (LOS)	4,600	149,000	68,858
Sign & Message Center Maintenance Contracts	-	49,900	4,500
Roof Mechanization Contract (LOS)	20,332	52,000	60,375
High Voltage Maintenance Contract (LOS)	-	35,800	-
VFD Preventative Maintenance Contract (LOS)	-	35,000	-
Renewal & Replacement Account	400,000	480,000	680,000
<b>TOTAL REPAIRS &amp; MAINTENANCE</b>	<b>899,316</b>	<b>2,677,400</b>	<b>1,955,846</b>
<u>Rentals</u>			
Equipment/Misc./Parking Lot Rental	463,865	691,700	539,000
<b>TOTAL RENTALS</b>	<b>463,865</b>	<b>691,700</b>	<b>539,000</b>
<u>Other Services &amp; Charges</u>			
Trash & Snow Removal	56,899	119,600	111,099
Fire Alarm/Extinguisher System	57,380	148,100	125,000
Computer Payroll	41,402	44,600	44,300
Parking Expenses	188,057	883,500	350,000
Miscellaneous	121,822	246,400	250,000
Contractual Set-Up/I&D Fees	1,506,285	3,814,100	3,186,009
Indiana Sports Corporation	150,000	-	150,000
Arts Funding	-	-	300,000
Cultural Tourism Project	371,503	-	150,000
CIB Matching Grant for Cultural Tourism	-	-	150,000
Marketing/CICP Grant	5,444	-	-
Pacer Bridge Loan	-	-	10,000,000
Colts Annual Inducement Payments	313,734	-	-
Colts' Share of Other Event Revenues	3,500,000	3,500,000	3,500,000
Colts Day-of-Game Expenses	1,500,000	1,500,000	1,600,000
Medical Services - Colts Games	47,631	50,700	60,000
<b>TOTAL OTHER SERVICES &amp; CHARGES</b>	<b>7,860,156</b>	<b>10,307,000</b>	<b>19,976,409</b>
<b>TOTAL OTHER SERVICES &amp; CHARGES</b>	<b>25,588,716</b> =====	<b>34,766,000</b> =====	<b>43,704,967</b> =====

**CAPITAL IMPROVEMENT BOARD  
APPROVED BUDGET  
YEAR ENDING DECEMBER 31, 2011**

	2009 TOTAL <u>Actual</u>	Approved 2010 <u>Budget</u>	2011 Total <u>Budget</u>
<b><u>CAPITAL OUTLAYS</u></b>			
<b><u>Land/Buildings</u></b>			
Land/Bldg Alterations/Renov./Repairs	851,684	1,845,000	3,300,000
Conseco Capital Improvements			3,500,000
<b>TOTAL BUILDINGS</b>	851,684	1,845,000	6,800,000
<b><u>Machinery &amp; Equipment</u></b>			
Furniture & Equipment	-	-	-
<b>TOTAL MACHINERY &amp; EQUIPMENT</b>	-	-	-
<b>TOTAL CAPITAL OUTLAYS</b>	851,684	1,845,000	6,800,000
<b>TOTAL OPERATING BUDGET</b>	44,495,896	63,008,000	73,138,028
 <b><u>Bond Fund</u></b>			
<b><u>Debt Service</u></b>			
Lease Pmts.-ICCRD/Baseball/Fieldhouse	37,426,165	27,894,300	28,075,680
Principal and Interest-Bonds	2,550,162	2,550,300	2,551,594
Interest-Jr. Subordinate Notes	264,291	675,200	675,200
	-		
<b>TOTAL DEBT SERVICE</b>	40,240,618	31,119,800	31,302,474
<b>TOTAL BOND FUND BUDGET</b>	40,240,618	31,119,800	31,302,474
<b><u>SUMMARY</u></b>			
<b>OPERATING BUDGET</b>	44,495,896	63,008,000	73,138,028
<b>BOND FUND BUDGET</b>	40,240,618	31,119,800	31,302,474
<b>TOTAL BUDGET</b>	84,736,514	94,127,800	104,440,502

**CAPITAL IMPROVEMENT BOARD  
APPROVED BUDGET  
YEAR ENDING DECEMBER 31, 2011**

	2009 TOTAL <u>Actual</u>	Approved 2010 <u>Budget</u>	2011 Total <u>Budget</u>
<b>Revenue</b>			
Rental Income	6,291,594	5,179,700	6,144,447
Food Service & Concessions	4,532,348	2,818,000	3,485,300
Parking Lot Income	1,313,710	828,200	1,400,000
Labor Reimbursements	7,892,041	8,015,600	8,300,000
Baseball Fixed Rentals	500,000	500,000	500,000
Baseball Additional Rentals	67,330	74,400	50,000
Miscellaneous Income	604,702	455,200	450,000
Box Office Income	122,028	83,600	95,000
Investment Income	247,343	376,400	300,000
<b>TOTAL OPERATING INCOME</b>	<b>21,571,096</b>	<b>18,331,100</b>	<b>20,724,747</b>
Hotel-Motel Receipts (5%)	16,586,647	16,929,300	16,871,834
Hotel-Motel Receipts (1%)	3,317,330	3,385,900	3,374,367
Hotel-Motel Receipts (1% eff. 9/1/09)	843,324	3,385,900	3,374,367
Food & Beverage Tax Receipts	17,245,791	17,130,300	18,485,184
County Admissions Tax Receipts	6,045,410	5,753,500	6,423,382
PSDA Tax Revenues	8,150,302	7,102,400	7,925,000
PSDA Tax Revenues (eff. 2009)	3,582,035	8,000,000	8,000,000
Auto Rental Tax Receipts	1,890,765	1,855,100	1,906,037
Cigarette Tax Revenues	350,000	350,000	350,000
Stadium/Convention Center Expansion Tax Revenues	43,423,044	48,283,500	48,354,884
Stadium/Conv. Ctr. Exp. Tax Revenues/Project Fund	(43,423,044)	(48,283,500)	(48,354,884)
Investment Income	160,098	223,600	30,000
Lilly Grant/Cultural Tourism/Contributions	-	-	-
Miscellaneous Grants/Contributions	627,539	-	-
Interlocal Agreement Funding for ICVA			8,000,000
State Treasurer Funds	9,000,000	9,000,000	9,000,000
<b>SUB-TOTAL</b>	<b>89,370,337</b>	<b>91,447,100</b>	<b>104,464,916</b>
Borrowed Funds			
Operating Reserve & Restricted Escrow	(4,633,823)	2,680,760	(24,415)
<b>TOTAL PROJECTED INCOME</b>	<b>84,736,514</b>	<b>94,127,860</b>	<b>104,440,501</b>